



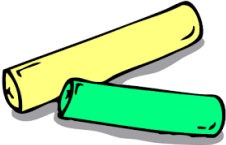


# SPELLING SUPERSTARS

Choose one of the ideas below to practise your spellings.



<p><b><u>CAPITAL then lower case</u></b></p> <p>Write your spellings words in <b>CAPITAL LETTERS</b>. Then write them in <u>lower case letters</u>.</p> <p><i>FRIEND friend</i></p>	<p><b><u>RAINBOW LETTERS</u></b></p>  <p>Write each letter of the word in a different colour.</p> <p><i>because</i></p>	<p><b><u>PYRAMID WORDS</u></b></p> <p>Make a pyramid pattern with your word.</p>  <p><i>w wo wou woul would</i></p>	<p><b><u>FANCY WRITING</u></b></p> <p>Write your spellings words in your fanciest writing!</p> <p><i>clothes</i></p>
<p><b><u>BUBBLE WORDS</u></b></p> <p>Write your spellings words in bubble writing.</p> <p><i>behind</i></p>	<p><b><u>FLOWER SPELLINGS</u></b></p> <p>Draw a big flower. Write a different spelling in each petal.</p> 	<p><b><u>COLOURED VOWELS</u></b></p> <p>When you write a spelling word, write the vowels in a different colour.</p> <p><i>people</i></p>	<p><b><u>BLINDFOLD</u></b></p> <p>Wear a blindfold (a scarf will do!) and write your words as neatly as you can!</p> 
<p><b><u>ACROSS &amp; DOWN</u></b></p> <p>Write your words like this:</p> <p><i>again fast g a a s i t n</i></p>	<p><b><u>CHALK WORDS</u></b></p> <p>Write your spellings words using chalk on a wall or paving slab.</p> 	<p><b><u>PRINT THEN JOIN</u></b></p> <p>Write your spellings words in <u>printed letters</u>, then in <u>joined letters</u>.</p> <p><i>should should</i></p>	<p><b><u>MIRROR WORDS</u></b></p> <p>Write the word forwards and then backwards.</p> <p><i>whole elohw</i></p>